


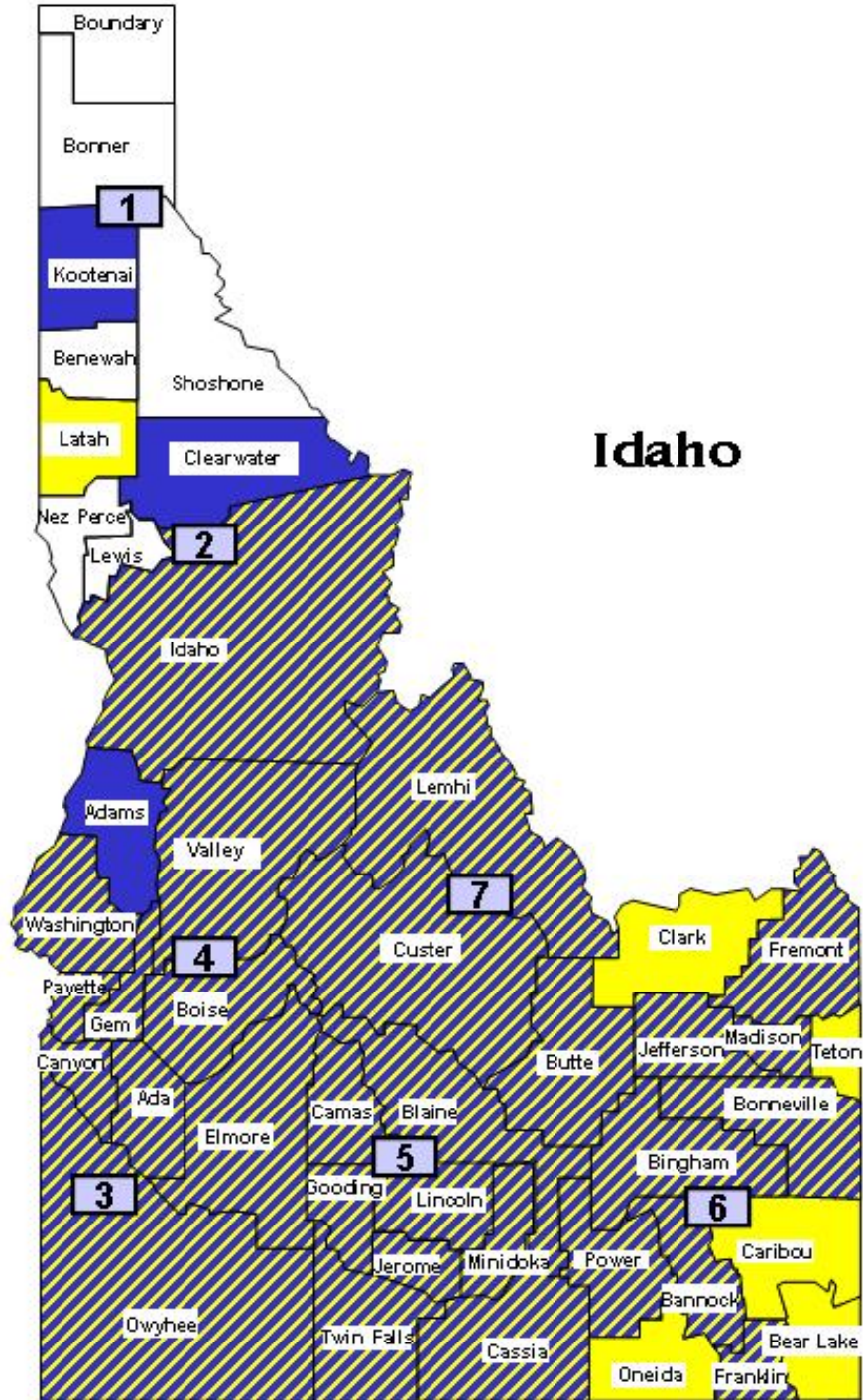


This map displays West Nile virus surveillance findings by county in Idaho. The date the information is updated is designated at the top of the table below West Nile virus may be present in additional counties but undetected through current surveillance efforts; therefore preventing mosquito bites is important regardless of where you live in Idaho.

-  = evidence of WNV in horses, birds or mosquitoes.
-  = evidence of WNV in humans.
-  = evidence of WNV in humans, and horses, birds or mosquitoes.



County	Date updated
Kootenai	1
Clearwater	2
Owyhee	3
Boise	4
Blaine	5
Caribou	6
Custer	7

**WNV – Positive Surveillance Findings by Idaho County
Final Provisional WNV Case Counts for 2006**

Counties	Positive Humans Total Reports: Symptomatic A + B	A Humans Symptomatic Non-neuroinvasive (West Nile fever and other)	B Humans Neuroinvasive	Positive Horses	Positive Birds	Positive Mosquitoes
Ada	252	211	41	40	29	Positive
Adams	9	8	1	0	0	Not tested
Bannock	24	20	4	22	3	Not tested
Bear Lake	0	0	0	5	0	Positive
Benewah	0	0	0	0	0	Not tested
Bingham	143	123	20	44	2	Not tested
Blaine	10	9	1	4	1	Not tested
Boise	6	6	0	7	0	Not tested
Bonner	0	0	0	0	0	Not tested
Bonneville	32	30	2	9	5	Not tested
Boundary	0	0	0	0	0	Not tested
Butte	4	4	0	7	2	Not tested
Camas	2	1	1	1	0	Not tested
Canyon	182	144	38	49	14	Positive
Caribou	0	0	0	2	0	Not tested
Cassia	4	1	3	10	1	Not tested
Clark	0	0	0	2	0	Not tested
Clearwater	1	1	0	0	0	Not tested
Custer	4	4	0	12	3	Not tested
Elmore	66	57	9	6	6	Not tested
Franklin	1	1	0	9	0	Not tested
Fremont	5	5	0	9	3	Not tested

Gem	15	12	3	7	9	Positive
Gooding	46	40	6	2	7	Not tested
Idaho	3	3	0	1	0	Not tested
Jefferson	14	11	3	20	5	Positive
Jerome	12	10	2	3	7	Not tested
Kootenai	1	0	1	0	0	Not tested
Latah	0	0	0	1	0	Not tested
Lemhi	2	2	0	7	1	Not tested
Lewis	0	0	0	0	0	Not tested
Lincoln	9	7	2	5	1	Not tested
Madison	7	5	2	9	2	Not tested
Minidoka	24	16	8	8	2	Not tested
Nez Perce	0	0	0	0	0	Not tested
Oneida	0	0	0	2	1	Not tested
Owyhee	32	26	6	4	10	Not tested
Payette	23	19	4	2	0	Not tested
Power	2	2	0	4	0	Not tested
Shoshone	0	0	0	0	0	Not tested
Teton	0	0	0	1	0	Not tested
Twin Falls	39	29	10	22	11	Not tested
Valley	2	0	2	0	1	Positive
Washington	20	18	2	2	1	Not tested
Totals	996	825	171	338	127	

*20 asymptomatic blood donors, not listed in this table, were also detected in 2006, bringing the state total to **1016**. There were 23 WNV-related fatalities located in 5 of 7 health districts (none in District-1 or District-2).