

# DEDICATED GRANT PROGRAM EMERGENCY MEDICAL SERVICES FY 2009 REPORT



## BEFORE

OLD - Madison  
County Ambulance

1989 Ford

114,736 Miles



## AFTER

NEW - Madison  
County Ambulance

2008 Chevy

3,077 Miles

# TABLE OF CONTENTS

---

<b>Table of Contents</b>	<b>Page 1</b>
<b>Executive Summary</b>	<b>Page 2</b>
<b>Before and After Vehicle Pictures</b>	<b>Page 3-4</b>
<b>Overview</b>	<b>Page 5</b>
<b>FY2005 - 2009 Vehicle Award State Map</b>	<b>Page 6</b>
<b>FY 2005-2009 By County Vehicle Distribution</b>	<b>Page 7-8</b>
<b>Grant Summary Report FY2009</b>	<b>Page 9</b>
<b>Grant Summary Report FY2008</b>	<b>Page 10</b>
<b>Grant Summary Report FY2007</b>	<b>Page 11</b>
<b>Grant Summary Report FY2006</b>	<b>Page 12</b>
<b>Grant Summary Report FY2005</b>	<b>Page 13</b>

---

## **EXECUTIVE SUMMARY**

The following is an executive summary of the Emergency Medical Services (EMS) Legislative Grant Report for the state fiscal year (FY)2009 Grant Cycle. This report contains the data collected and information about the grant process for the grant cycles FY2005-2009.

The EMS Bureau distributes funds to qualifying EMS agencies for assistance in purchasing vehicles and equipment. The EMS Bureau gives priority ratings to applicants with larger proportions of volunteer personnel, larger response areas and fewest existing resources.

**Purpose:** The purpose of the vehicle and equipment grants is to fill needs in the most rural and underdeveloped areas of Idaho.

**The Data:** The EMS Bureau collected the data in this report from the EMS Bureau database, a tracking tool used during the grant process to calculate vehicle and equipment grant awards.

**The Performance Measures:** The following measures are included in this report:

- **Total Funding Requested** - The total dollar amount of vehicle funds applied for by all agencies, both eligible and ineligible applications
- **Total Granted** - The total dollar amount of vehicle funds granted in any given grant cycle
- **# Vehicles Requested** - The total number of vehicles that were applied for by all agencies, both eligible and ineligible applications
- **# Vehicles Awarded** - The total number of vehicles awarded grant funds in any given grant cycle
- **# Agencies Applying** - The total number of agencies that applied for vehicles, both eligible and ineligible agencies
- **# Agencies Awarded Funds** - The total number of agencies awarded grant funds in any given grant cycle

**Summary:** The EMS Dedicated Grant Program has awarded EMS funding for vehicles and patient care equipment for 9 years. Funds are collected from driver's licenses. Of all 197 licensed Idaho EMS agencies, all but 17 are either a government or registered non-profit agency, thus, eligible to receive grant funds. The grant does not require matching funds and the result is that EMS agencies can purchase vehicles and patient care equipment their communities might never afford on their own.

<b>Dedicated Grant Data</b>	<b>FY05</b>	<b>FY06</b>	<b>FY07</b>	<b>FY08</b>	<b>FY09</b>
<b>Total Funding Requested</b>	\$4,420,630.00	\$4,115,699.00	\$3,045,450.00	\$2,699,289.00	\$3,227,941.00
<b>Total Awarded</b>	\$1,205,345.00	\$1,305,449.00	\$860,057.00	\$1,083,167.00	\$1,259,375.00
<b># Vehicles Requested</b>	58	45	31	29	31
<b># Vehicles Awarded</b>	14	14	11	12	12
<b># Agencies Applying</b>	99*	105*	86*	74*	93*
<b># Agencies Awarded Funds</b>	56	68	58	53	65

\*Some agencies applied for both vehicles and equipment causing some totals to include double counts of agencies.



**OLD East Side Fire Protection District Quick Response Vehicle**  
1990 Dodge Truck - Wild land Fire Truck also used as a medical vehicle  
39,637 miles



**NEW East Side Fire District Quick Response Unit Vehicle**  
2009 Ford Explorer - Will respond to medical calls with all appropriate equipment, as well as  
more room for extra personnel  
78 miles



**Old Blackfoot Ambulance** - 1998 Ford Ambulance, 35,351 miles involved in an accident and has been unable to be repaired due to frame and safety issues.



**NEW Blackfoot Fire Department Ambulance**- 2008 Ford Ambulance  
3,017 miles

# OVERVIEW

The graphs on the following pages show the dollar amount for both vehicle and equipment requests and awards for grant cycles 2005 – 2009. The percentage of requests we have been unable to fund are also shown. The lower cost of equipment compared to the cost of emergency vehicles allows a higher percentage of equipment awards to be funded.

In 2001, the first year these funds were available, fees accrued for only six months prior to grant awards. Then, when the driver's licenses changed from three and four year cycles to eight years in 2003 only \$4 from each eight year license was credited to the Account III Dedicated Grant Program, this resulted in fewer available funds. The legislature corrected this the following year so now \$1 per year per driver's license goes to the Account III.

Total grant funds for 2009 were \$1,259,375, but this amount still does not keep pace with the continually increasing cost of specialized equipment and vehicles due to technological advances. Nor does the grant funding correspond with the increased EMS calls for patient care in the growing communities – requiring more stations, vehicles, equipment, and personnel.

Overall FY 2009 grant equipment requests were \$636,916. We were only able to grant \$242,544 for equipment. The overall vehicle requests were \$2,589,652 and we were able to grant \$1,016,831. The total difference for requests versus grant funds was \$1,953,069. Approximately 80% of grant funds are used for vehicle awards and 20% for equipment. EpiPens® requests were funded a total of \$4,939.

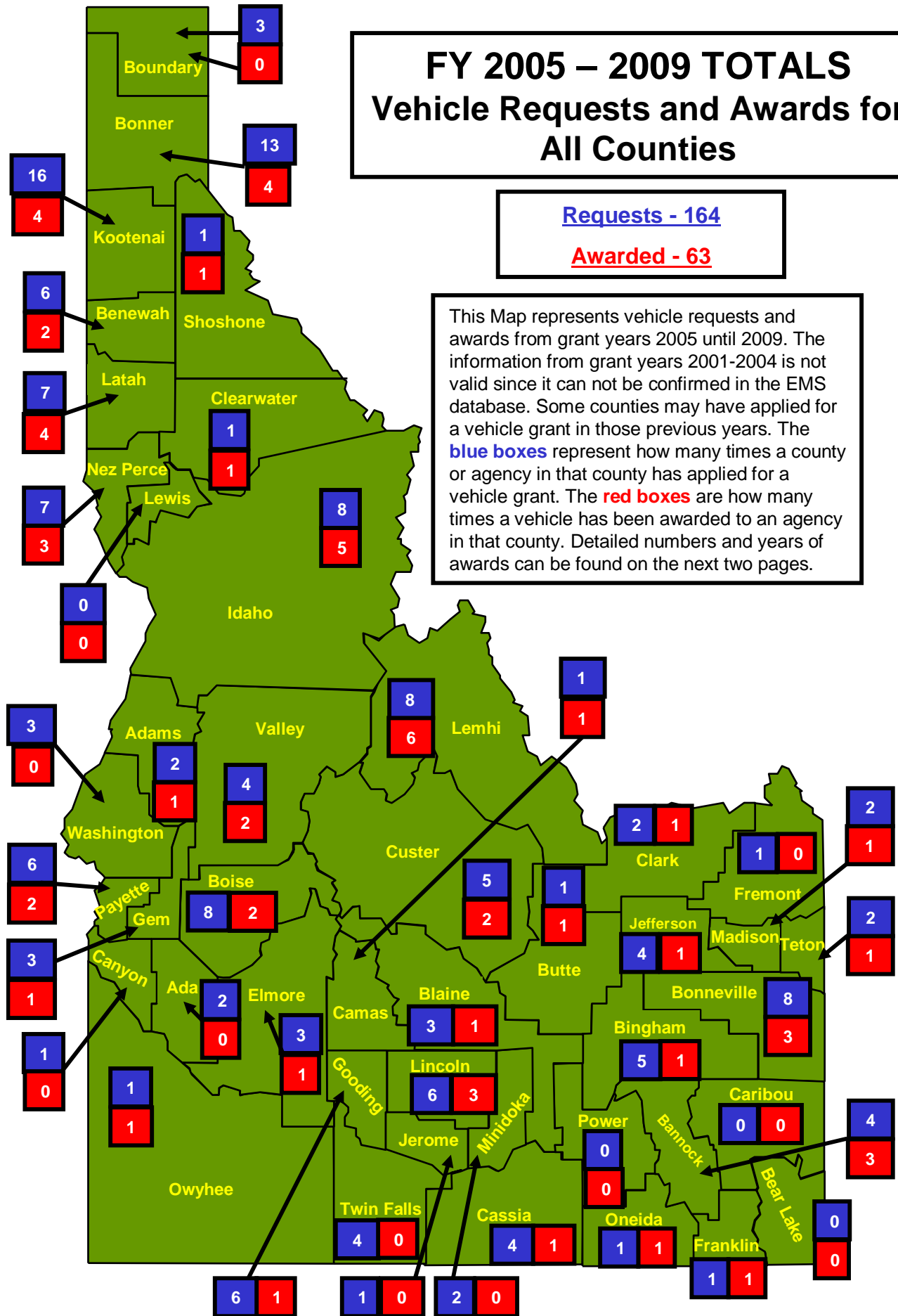
If an agency has special needs for added vehicle features, such as four wheel drive, the cost for the vehicle is significantly increased and impacts the ability to award grants for other requests. Transport ambulances generally cost more than non-transport medical rescue or extrication vehicles. Although aging vehicles have been significantly replaced during the eight years of the Dedicated Grant program, vehicle needs continue to be an important request due to population growth, increased incident responses, vehicle failure (accidents, “lemons”, and breakdowns) and the ever rising costs of these emergency vehicles.

# FY 2005 – 2009 TOTALS Vehicle Requests and Awards for All Counties

Requests - 164

Awarded - 63

This Map represents vehicle requests and awards from grant years 2005 until 2009. The information from grant years 2001-2004 is not valid since it can not be confirmed in the EMS database. Some counties may have applied for a vehicle grant in those previous years. The **blue boxes** represent how many times a county or agency in that county has applied for a vehicle grant. The **red boxes** are how many times a vehicle has been awarded to an agency in that county. Detailed numbers and years of awards can be found on the next two pages.



**Dedicated Grants**  
**All Vehicle Awards**

<b>County</b>	<b>2005</b>	<b>2006</b>	<b>2007</b>	<b>2008</b>	<b>2009</b>	<b>Total</b>
<b>Adams</b>		<b>1</b>				<b>1</b>
<b>Bannock</b>	<b>1</b>		<b>1</b>	<b>1</b>		<b>3</b>
<b>Benewah</b>	<b>2</b>					<b>2</b>
<b>Bingham</b>					<b>1</b>	<b>1</b>
<b>Blaine</b>	<b>1</b>					<b>1</b>
<b>Boise</b>				<b>1</b>	<b>1</b>	<b>2</b>
<b>Bonner</b>		<b>3</b>		<b>1</b>		<b>4</b>
<b>Bonneville</b>		<b>1</b>	<b>1</b>	<b>1</b>		<b>3</b>
<b>Butte</b>			<b>1</b>			<b>1</b>
<b>Camas</b>				<b>1</b>		<b>1</b>
<b>Cassia</b>		<b>1</b>				<b>1</b>
<b>Clark</b>	<b>1</b>					<b>1</b>
<b>Clearwater</b>		<b>1</b>				<b>1</b>
<b>Custer</b>	<b>1</b>				<b>1</b>	<b>2</b>
<b>Elmore</b>	<b>1</b>					<b>1</b>
<b>Franklin</b>		<b>1</b>				<b>1</b>
<b>Gem</b>		<b>1</b>				<b>1</b>
<b>Gooding</b>	<b>1</b>					<b>1</b>
<b>Idaho</b>	<b>2</b>	<b>1</b>	<b>1</b>		<b>1</b>	<b>5</b>
<b>Jefferson</b>				<b>1</b>		<b>1</b>
<b>Kootenai</b>	<b>1</b>				<b>3</b>	<b>4</b>
<b>Latah</b>	<b>1</b>	<b>1</b>	<b>1</b>	<b>1</b>		<b>4</b>
<b>Lemhi</b>	<b>1</b>		<b>1</b>	<b>1</b>	<b>3</b>	<b>6</b>
<b>Lincoln</b>		<b>1</b>	<b>1</b>		<b>1</b>	<b>3</b>
<b>Madison</b>					<b>1</b>	<b>1</b>
<b>Nez Perce</b>	<b>1</b>		<b>1</b>	<b>1</b>		<b>3</b>
<b>Oneida</b>		<b>1</b>				<b>1</b>
<b>Owyhee</b>				<b>1</b>		<b>1</b>
<b>Payette</b>		<b>1</b>		<b>1</b>		<b>2</b>
<b>Shoshone</b>			<b>1</b>			<b>1</b>
<b>Teton</b>				<b>1</b>		<b>1</b>
<b>Valley</b>			<b>2</b>			<b>2</b>
<b>Total</b>	<b>14</b>	<b>14</b>	<b>11</b>	<b>12</b>	<b>12</b>	<b>63</b>

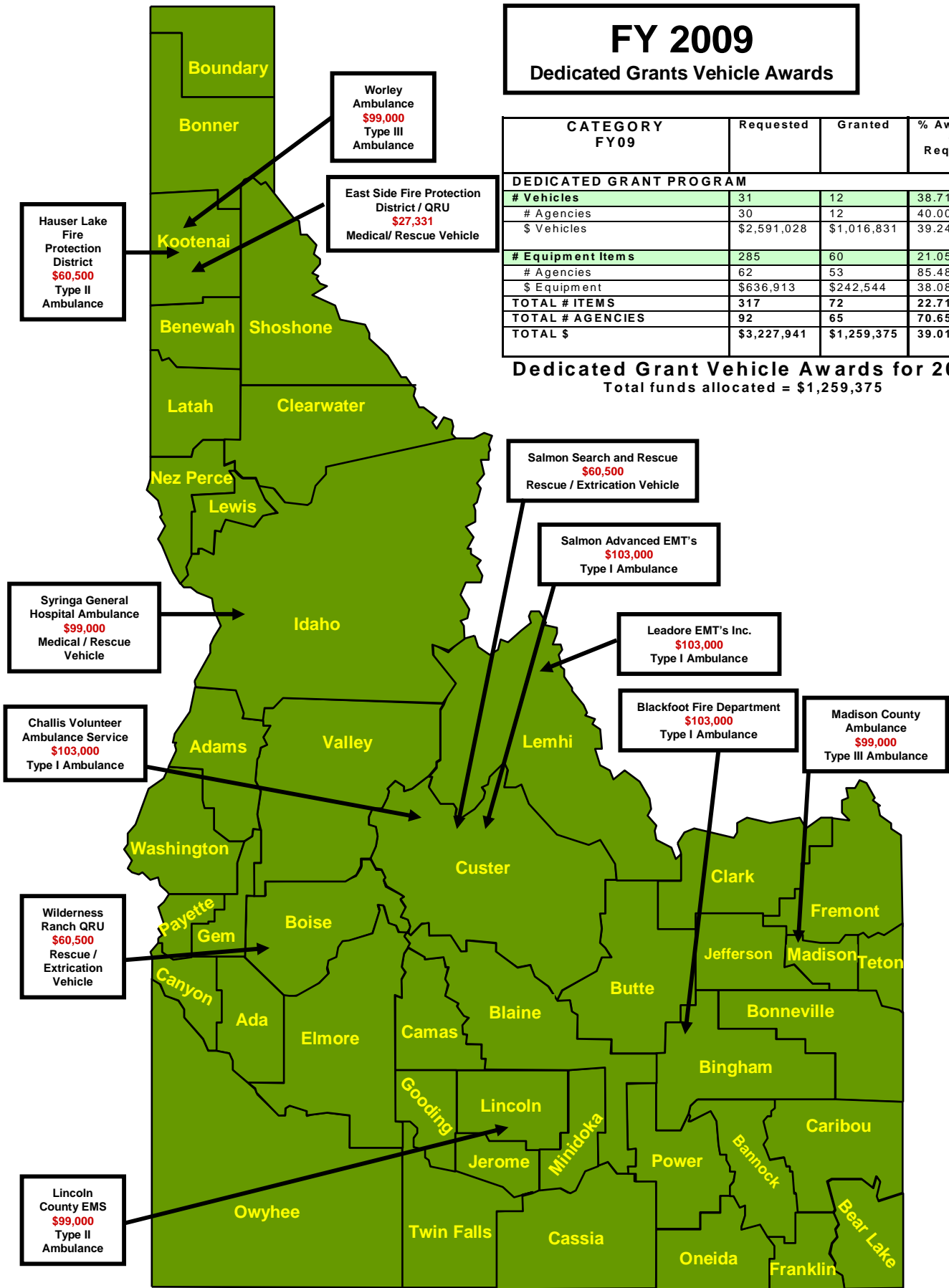
## Dedicated Grants All Vehicle Requests

County	2005	2006	2007	2008	2009	Total
Ada	2					2
Adams		1		1		2
Bannock	2		1	1		4
Benewah	3		1	1	1	6
Bingham		2	1	1	1	5
Blaine	2	1				3
Boise	1	1	2	2	2	8
Bonner	3	5	1	2	2	13
Bonneville	1	2	1	2	2	8
Boundary	1			1	1	3
Butte			1			1
Camas				1		1
Canyon					1	1
Cassia	2	1	1			4
Clark	1		1			2
Clearwater		1				1
Custer	2			2	1	5
Elmore	1	1			1	3
Franklin		1				1
Fremont		1				1
Gem	1	1			1	3
Gooding	2	1		1	2	6
Idaho	2	2	2		2	8
Jefferson		1		2	1	4
Jerome			1			1
Kootenai	4	4	2	2	4	16
Latah	2	2	1	1	1	7
Lemhi	2	1	1	1	3	8
Lincoln		3	1	1	1	6
Madison		1			1	2
Minidoka		1	1			2
Nez Perce	2	1	3	1		7
Oneida		1				1
Owyhee				1		1
Payette	1	3	1	1		6
Shoshone			1			1
Teton				1	1	2
Twin Falls		1	2	1		4
Valley	1	1	2			4
Washington			1	1	1	3
<b>Total</b>	<b>38</b>	<b>41</b>	<b>29</b>	<b>28</b>	<b>30</b>	<b>164</b>

# FY 2009 Dedicated Grants Vehicle Awards

CATEGORY FY09	Requested	Granted	% Awarded of Requests
<b>DEDICATED GRANT PROGRAM</b>			
# Vehicles	31	12	38.71%
# Agencies	30	12	40.00%
\$ Vehicles	\$2,591,028	\$1,016,831	39.24%
# Equipment Items	285	60	21.05%
# Agencies	62	53	85.48%
\$ Equipment	\$636,913	\$242,544	38.08%
<b>TOTAL # ITEMS</b>	<b>317</b>	<b>72</b>	<b>22.71%</b>
<b>TOTAL # AGENCIES</b>	<b>92</b>	<b>65</b>	<b>70.65%</b>
<b>TOTAL \$</b>	<b>\$3,227,941</b>	<b>\$1,259,375</b>	<b>39.01%</b>

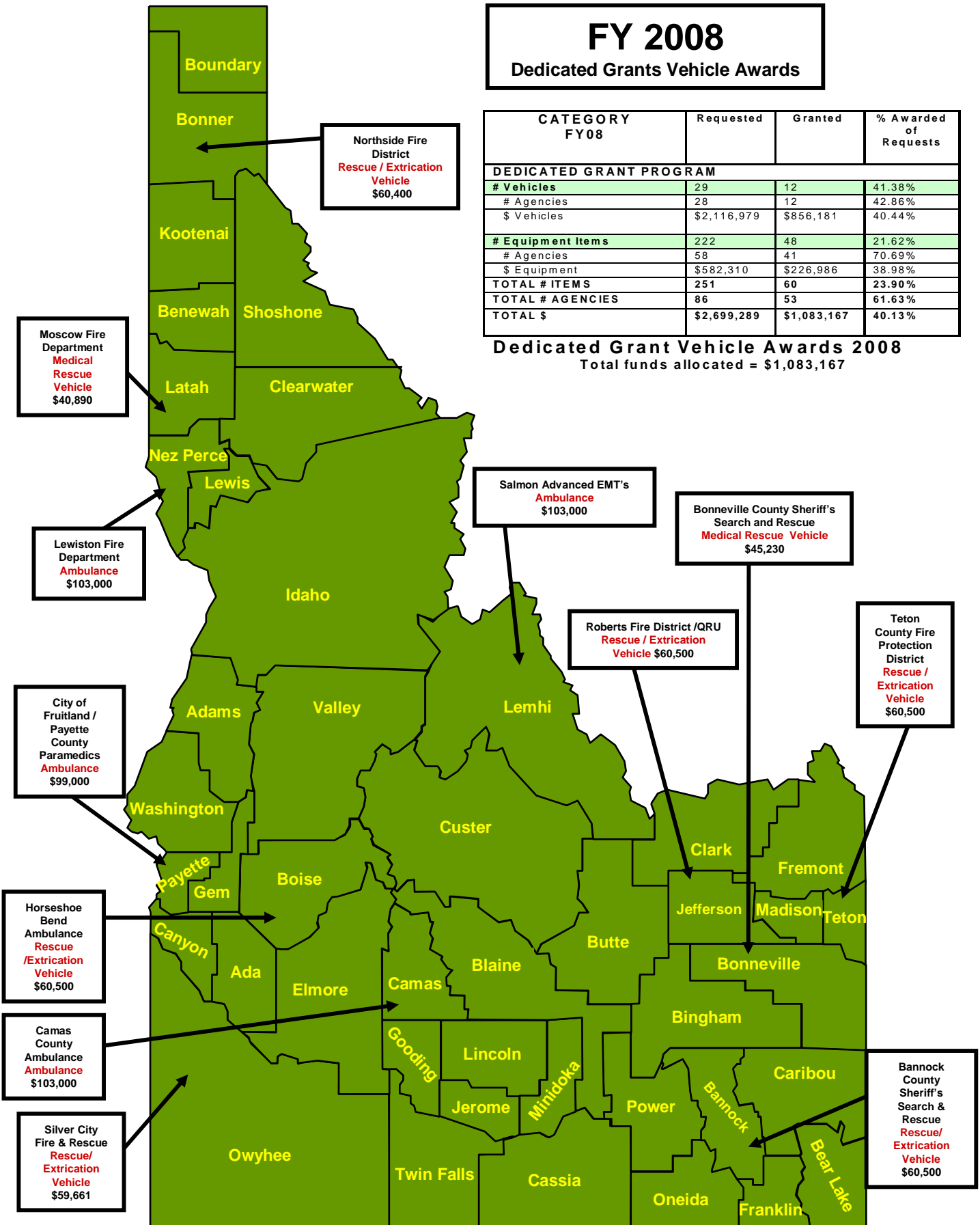
**Dedicated Grant Vehicle Awards for 2009**  
Total funds allocated = \$1,259,375



# FY 2008 Dedicated Grants Vehicle Awards

CATEGORY FY08	Requested	Granted	% Awarded of Requests
<b>DEDICATED GRANT PROGRAM</b>			
# Vehicles	29	12	41.38%
# Agencies	28	12	42.86%
\$ Vehicles	\$2,116,979	\$856,181	40.44%
# Equipment Items	222	48	21.62%
# Agencies	58	41	70.69%
\$ Equipment	\$582,310	\$226,986	38.98%
<b>TOTAL # ITEMS</b>	<b>251</b>	<b>60</b>	<b>23.90%</b>
<b>TOTAL # AGENCIES</b>	<b>86</b>	<b>53</b>	<b>61.63%</b>
<b>TOTAL \$</b>	<b>\$2,699,289</b>	<b>\$1,083,167</b>	<b>40.13%</b>

**Dedicated Grant Vehicle Awards 2008**  
Total funds allocated = \$1,083,167



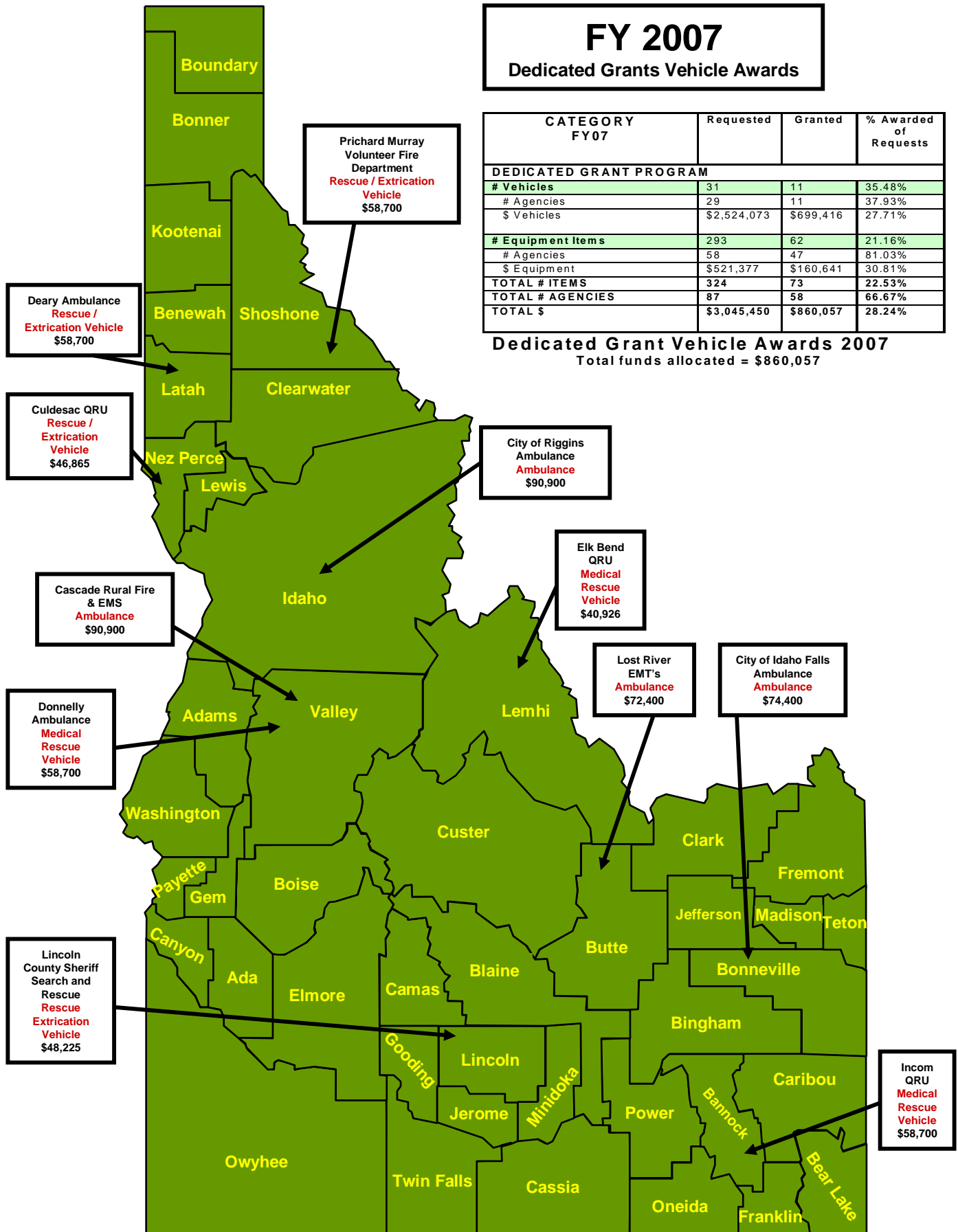
# FY 2007

## Dedicated Grants Vehicle Awards

CATEGORY FY07	Requested	Granted	% Awarded of Requests
<b>DEDICATED GRANT PROGRAM</b>			
# Vehicles	31	11	35.48%
# Agencies	29	11	37.93%
\$ Vehicles	\$2,524,073	\$699,416	27.71%
# Equipment Items	293	62	21.16%
# Agencies	58	47	81.03%
\$ Equipment	\$521,377	\$160,641	30.81%
<b>TOTAL # ITEMS</b>	<b>324</b>	<b>73</b>	<b>22.53%</b>
<b>TOTAL # AGENCIES</b>	<b>87</b>	<b>58</b>	<b>66.67%</b>
<b>TOTAL \$</b>	<b>\$3,045,450</b>	<b>\$860,057</b>	<b>28.24%</b>

### Dedicated Grant Vehicle Awards 2007

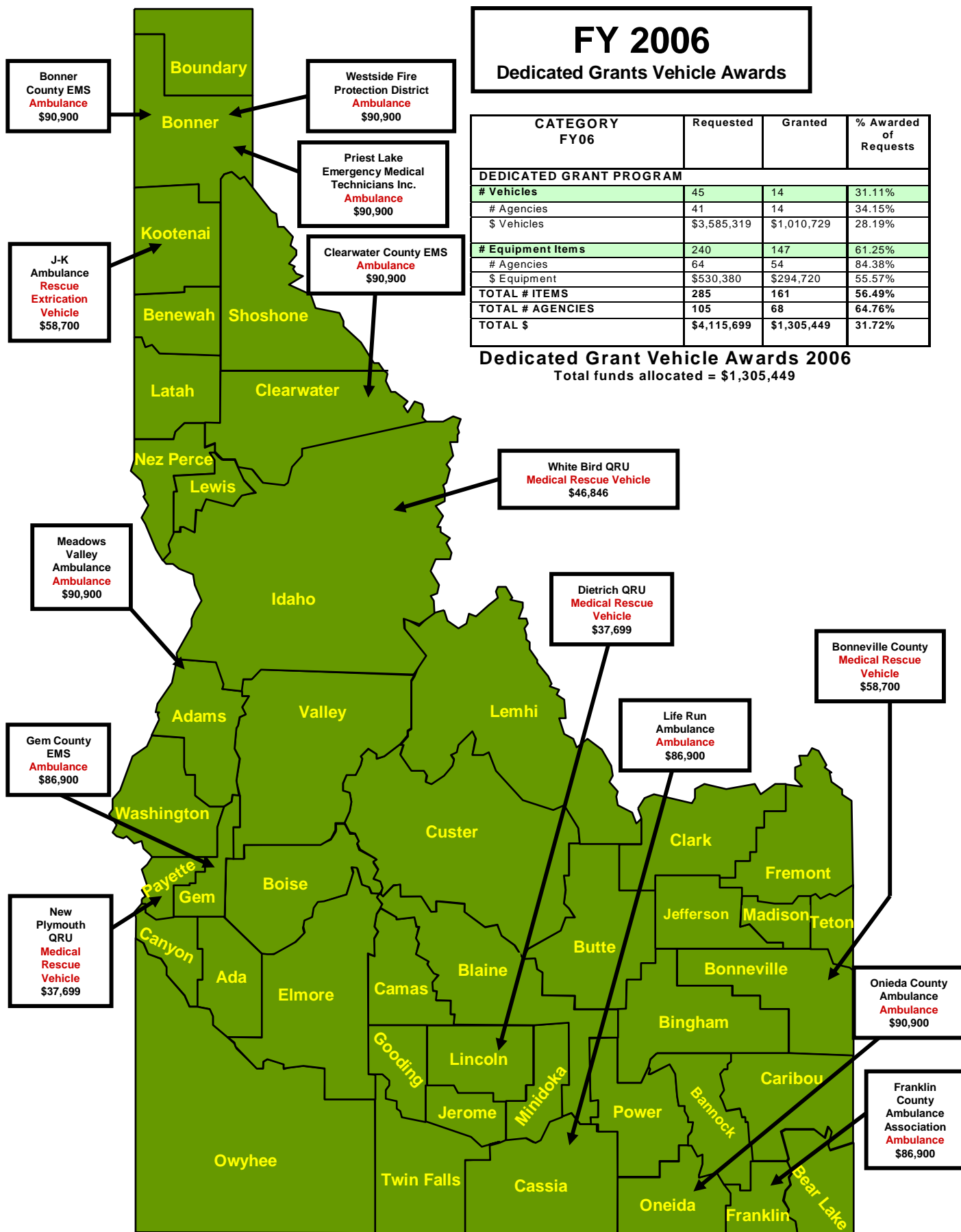
Total funds allocated = \$860,057



# FY 2006 Dedicated Grants Vehicle Awards

CATEGORY FY06	Requested	Granted	% Awarded of Requests
<b>DEDICATED GRANT PROGRAM</b>			
# Vehicles	45	14	31.11%
# Agencies	41	14	34.15%
\$ Vehicles	\$3,585,319	\$1,010,729	28.19%
# Equipment Items	240	147	61.25%
# Agencies	64	54	84.38%
\$ Equipment	\$530,380	\$294,720	55.57%
<b>TOTAL # ITEMS</b>	<b>285</b>	<b>161</b>	<b>56.49%</b>
<b>TOTAL # AGENCIES</b>	<b>105</b>	<b>68</b>	<b>64.76%</b>
<b>TOTAL \$</b>	<b>\$4,115,699</b>	<b>\$1,305,449</b>	<b>31.72%</b>

**Dedicated Grant Vehicle Awards 2006**  
Total funds allocated = \$1,305,449



# FY 2005 Dedicated Grants Vehicle Awards

CATEGORY FY05	Requested	Granted	% Awarded of Requests
<b>DEDICATED GRANT PROGRAM</b>			
# Vehicles	58	14	24.14%
# Agencies	38	14	36.84%
\$ Vehicles	\$4,007,380	\$1,038,065	25.90%
# Equipment Items	287	147	51.22%
# Agencies	61	42	68.85%
\$ Equipment	\$413,250	\$167,280	40.48%
<b>TOTAL # ITEMS</b>	<b>345</b>	<b>161</b>	<b>46.67%</b>
<b>TOTAL # AGENCIES</b>	<b>99</b>	<b>56</b>	<b>56.57%</b>
<b>TOTAL \$</b>	<b>\$4,420,630</b>	<b>\$1,205,345</b>	<b>27.27%</b>

**Dedicated Grant Vehicle Awards 2005**  
Total funds allocated = \$1,205,345

