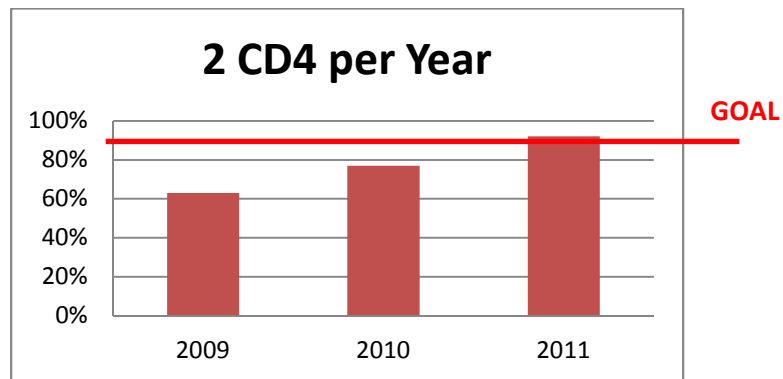
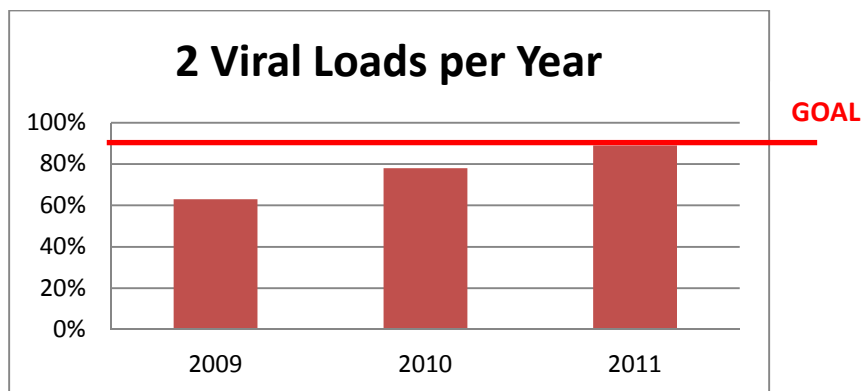


2011 HIV QM Data Report (as of 12/31/2011)

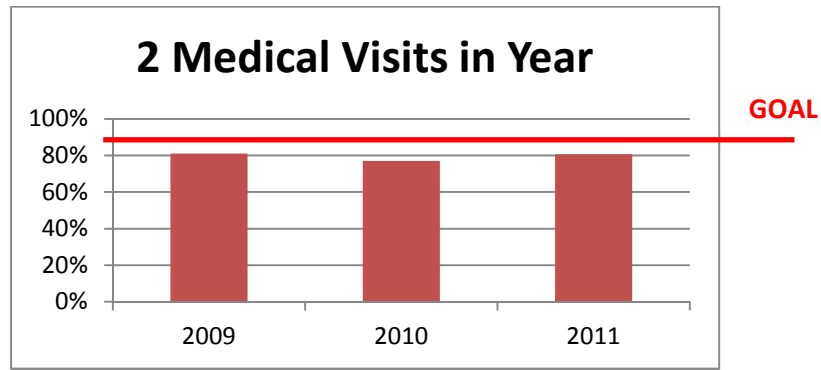
1. Percent of active ADAP and/or Part B clients with HIV Infection who had 2 or more CD4 T-cell counts performed in the measurement period	Numerator = 135	2011: 91.84% 2010: 77% 2009: 63% Goal: 90%
	Denominator = 147	



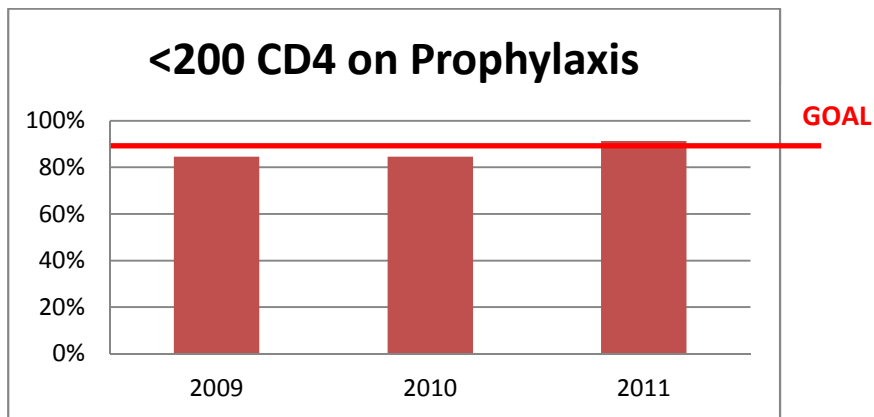
2. Percent of active ADAP and/or Part B clients with HIV Infection who had 2 or more Viral Load counts performed in the measurement period	Numerator = 131	2011: 89.12% 2010: 78% 2009: 63% Goal: 90%
	Denominator = 147	



3. Percentage of active ADAP and/or Part B clients with HIV infection who had two or more medical visits in an HIV care setting in the measurement year	Numerator: 147	2011: 80.77% 2010: 77% 2009: 81% Goal: 90%
	Denominator: 182	

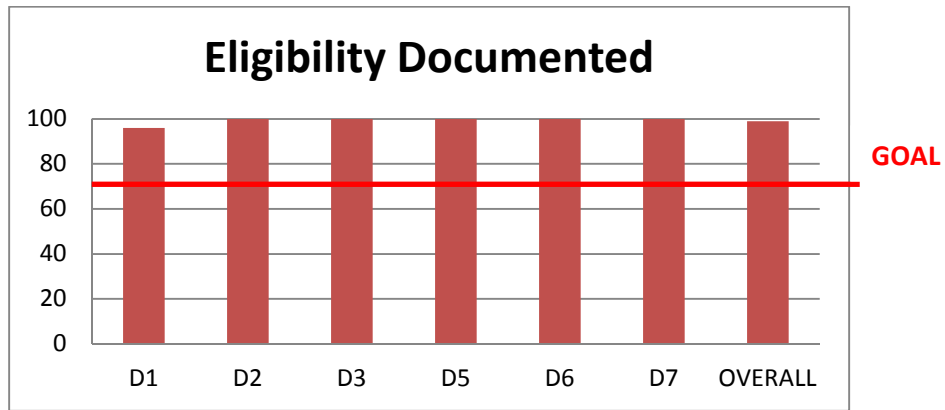


4. Percentage of active ADAP clients with HIV infection and a CD4 T-cell count below 200 cells/mm ³ who were prescribed PCP prophylaxis	Numerator: 21	2011: 91.30%
	Denominator: 23	2010: 84.62% 2009: 85% Goal: 100%

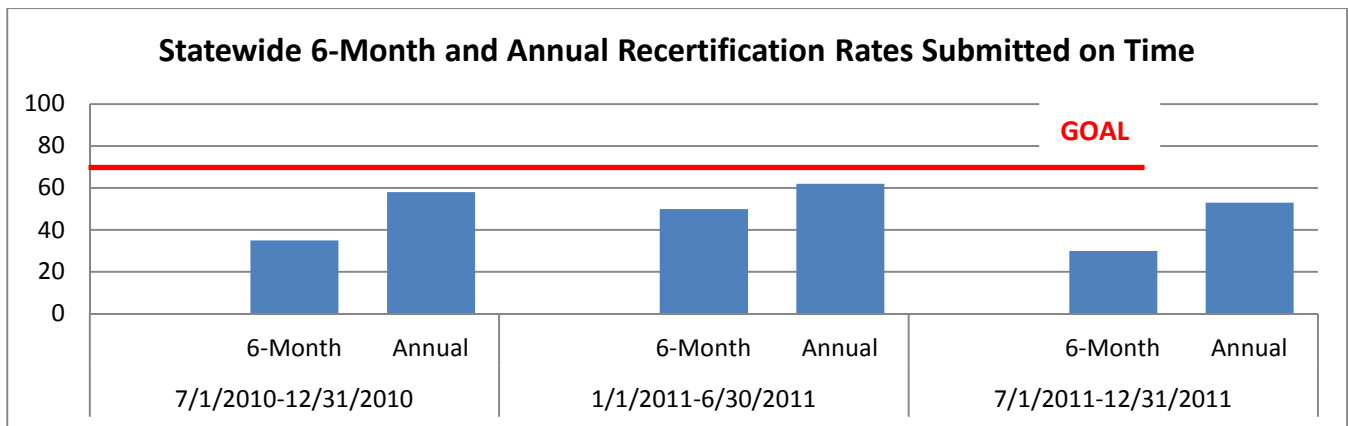


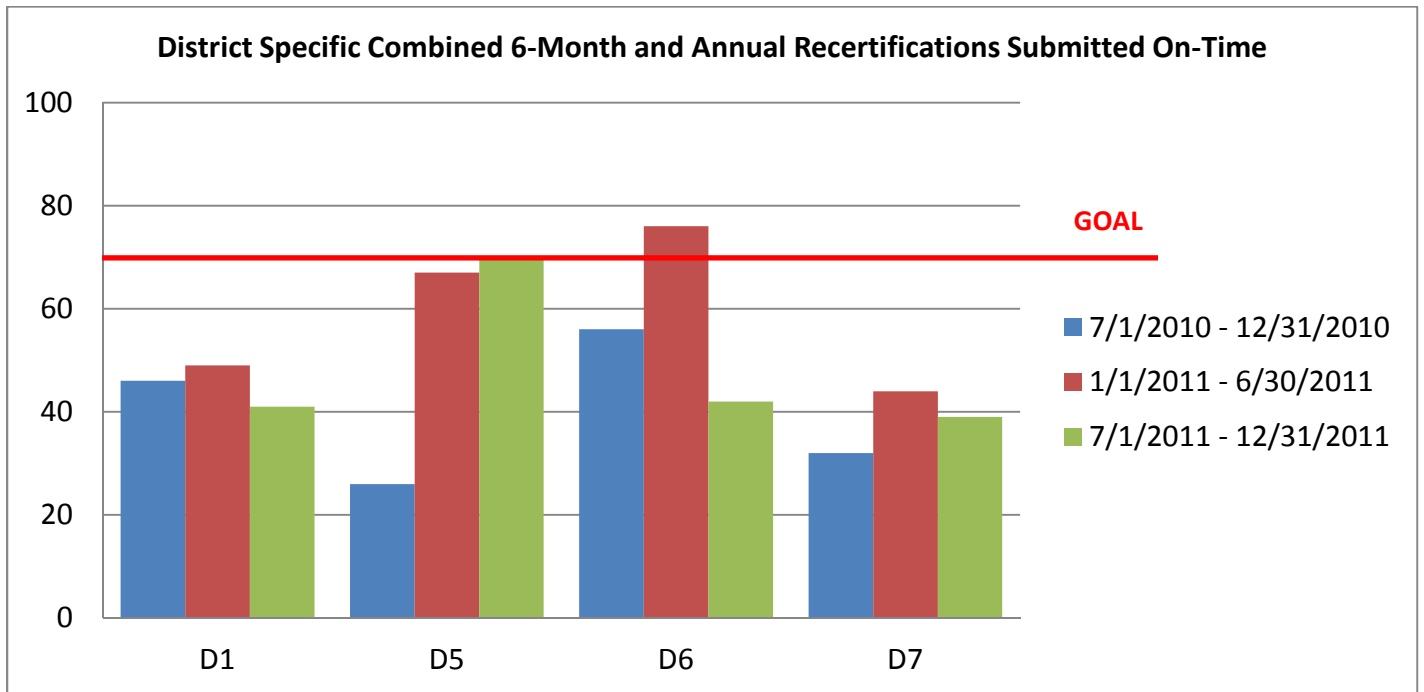
5. Viral Load Report: See attached paper

6. Percent of clients accessing RWPB and ADAP services with eligibility documented (HIV Status, Income, Insurance Status)	Numerator: D1: 48 D2: 8 D3: 20 D5: 26	2011: D1: 48/50= 96% D2: 8/8= 100% D3: 20/20= 100% D5: 26/26= 100% D6: 41/41= 100% D7: 41/41= 100%
	Denominator: D1: 50 D2: 8 D3: 20 D5: 26	OVERALL: 184/186 (99%) Goal: 70 %



<p>7. Percent of ADAP and Part B enrollees recertified on time</p> <p>See below table for district specific information for the second six months of 2011.</p>	<p>7/1/2011 – 12/31/2011: 6 month recerts: 30/85= 35% (NOTE: changed denominator to include ONLY those due during the 6-month reporting period) Annual recerts: 115/197= 58% (NOTE: changed denominator to include ONLY those due during the 6-month reporting period)</p> <p>1/1/2011– 6/31/2011: 6 month recerts: 79/158 = 50%; Annual recerts: 156/253= 62%</p> <p>7/1/2010 – 12/31/2010: 6 month recerts: 44/145= 30%; Annual recerts: 146/275= 53%</p> <p>Goal: 70 %</p>
--	---





<p>8. Percent of active ADAP and/or Part B clients who receive a substance abuse/ mental health screening every 12 months</p>	<p>Numerator: D1: 49 D2: 5 D3: 2 D5: 0 D6: 37 D7: 38</p>	<p>2011: D1: 98% D2: 63% D3: 10% D5: 0% D6: 90% D7: 93% OVERALL: 131/182 (72%) <u>BASELINE</u> 2010: 58.94% (subject to inaccurate data configuration)</p>
	<p>Denominator: D1: 50 D2: 8 D3: 21 D5: 21 D6: 41 D7: 41</p>	

