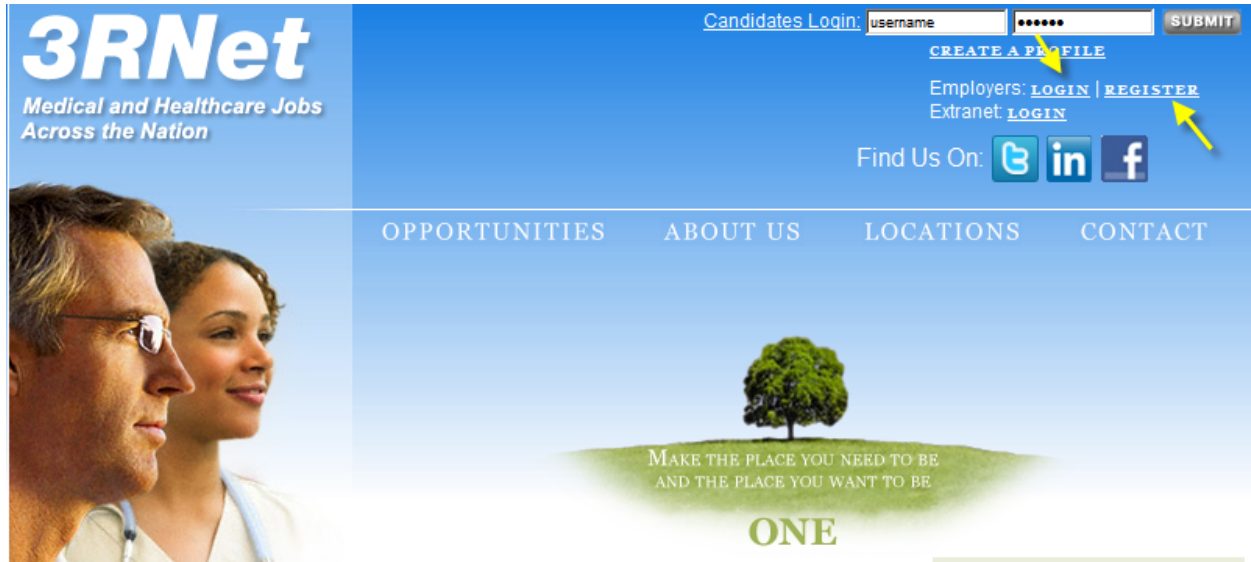


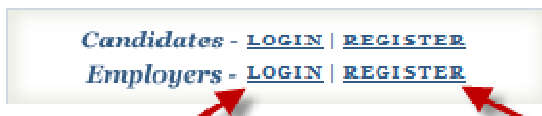
To Register with the 3RNet:

1. Go to: www.3RNet.org
2. Click on the “employers register” link which appears at the top and again at the bottom of the home page if you are accessing this for the first time. Click on the “employers login” link if you are returning.

Top of 3RNet home page:



Bottom of 3RNet home page:



3. The following screen will appear-this will set up your user account. Be sure to record the e-mail address and password that you use, as you will need this to login in the future to make any modifications to your posting. Please keep in mind that all the contact information that you enter can be viewed by potential candidates. Fields marked with a blue asterisk are required fields.



 [PRINT PAGE](#)

 [EMAIL PAGE](#)

Please Login or Register

If you are already a 3RNet registered facility you can [login here](#).

To learn more visit our [frequently asked questions](#) page.

Otherwise, please enter your information into the registration form below so that you will be able to add, edit, or remove listings in the future.

NOTICE: This website is not intended for use by recruitment firms. Recruitment firm staff or others registering false job postings constitute fraud and will be dealt with accordingly.

Fields marked with an * are required.

Facility Account Information

Email Address *

Password *
Must be at least 6 characters.

Confirm Password *

Facility Name *

Contact Name *

Address *

City *

State *

Zipcode *

Phone *


Fax



Please type the characters you see in the image into the text box below.




*TIP: If the text box at the bottom is illegible, you can exit this page and re-enter to re-set this; a new set of symbols and letters will appear.

4. The next page shows the status of any opportunities you may have posted, and there are a number of functions you can perform from this screen. Click "ADD NEW OPPORTUNITY" from the top right of the screen to begin to post your vacancy.



3RNet
Medical and Healthcare Jobs
Across the Nation

YOU ARE LOGGED IN, Coastal Health Center
[UPDATE YOUR PROFILE](#) [LOG-OUT](#)

Find Us On:   

> **EMPLOYERS**
OPPORTUNITIES ABOUT US LOCATIONS CONTACT

Welcome to 3RNet

We've made it our goal to help healthcare professionals find their preferred location in rural America - the place they are needed, the place where their lives can take root, the place they want to be.

To do this we have networked not-for-profit organizations, each of which works with rural and underserved communities in their respective states. Our focus is not limited to recruitment. We want our efforts and yours to result in those you hire becoming a vital part of your community, both professionally and personally.

Because at 3R Net, it's not just about filling a position. It's about making a match. Finding the ONE.

- MANAGE OPPORTUNITIES
 - [+ ADD NEW OPPORTUNITY](#)
 - [+ UPDATE PROFILE](#)
 - [+ CONTACT 3RNET LOCATIONS](#)
 - [+ FAQ](#)
 - [+ LOGOUT](#)

APPROVED OPPORTUNITIES
Currently there are no "Approved Opportunities" to manage.

PENDING OPPORTUNITIES
Currently there are no "Pending Opportunities" to manage.

REJECTED OPPORTUNITIES
Currently there are no "Rejected Opportunities" to manage.

5. This next screen asks you to identify your state, and the type of health professional you are seeking from the drop-down menus. Click the “Add Opportunity” button to continue.

3RNet
Medical and Healthcare Jobs
Across the Nation

YOU ARE LOGGED IN, Coastal Health Center
[UPDATE YOUR PROFILE](#) [LOG-OUT](#)

Find Us On: [t](#) [in](#) [f](#)

> **EMPLOYERS**
OPPORTUNITIES ABOUT US LOCATIONS CONTACT

+ [MANAGE OPPORTUNITIES](#)
▶ [ADD NEW OPPORTUNITY](#)
+ [UPDATE PROFILE](#)
+ [CONTACT 3RNET LOCATIONS](#)
+ [FAQ](#)
+ [LOGOUT](#)

[PRINT PAGE](#)
[EMAIL PAGE](#)

Add Opportunity

Upon submitting your opportunity, it will be posted to the Location Administrator who will then determine if it is appropriate for publication on 3RNet.

Fields marked with an * are required.

Location * << Select a Location >>

Profession Sought * << Select a Profession >>

6. The next page will allow you to provide more detailed information about the opportunity, community, and allows you to upload photos of your clinic and community. You are encouraged to spend time on this section-remember it is a candidate’s first impression of you. If you need assistance for information pieces to support this section, please feel free to contact our office: (208) 334-0669, or RuralHealth@dhw.idaho.gov. When you are done, you can click the “preview” button at the bottom of the page, and this will show you how your information will appear. You need to click the “submit” bottom at the top of the preview page to commit the record. The opportunity will be reviewed by our office before it gets posted to the 3RNet website for public view. Changes can always be made once it is submitted.

Add Opportunity

Upon submitting your opportunity, it will be posted to the Location Administrator who will then determine if it is appropriate for publication on 3RNet.

Fields marked with an * are required.

[+ MANAGE OPPORTUNITIES](#)

[▶ ADD NEW OPPORTUNITY](#)

[+ UPDATE PROFILE](#)

[+ CONTACT 3RNET LOCATIONS](#)

[+ FAQ](#)

[+ LOGOUT](#)

 [PRINT PAGE](#)

 [EMAIL PAGE](#)

Brief Information

ID

Profession *

Profession Other*

Specialty*

Description *
Add a short description of the opportunity here. For example, "10-physician multi-specialty clinic"

- HPSA - Health Professional Shortage Area**
- NHSC - National Health Service Corps Loan Repayment Site**
- CHC - Community Health Center**
- RHC - Rural Health Clinic**
- CAH - Critical Access Hospital**
- Tribal**

Date Available

Area

Location Idaho

Region * << Select a Region >> ▾
(see map at left)

City *

Population << Select a Population >> ▾

Service Area << Select a Population >> ▾

Economy
Include any important information about the community, schools, recreation and medical community here.

Area Section Image Current File: N/A

Add an image that will appear next to this section

New File:

Practice

Name of Facility *

Medical Community Highlights

Legal Entity

Current Staffing

Satellites

Practice Section Image Current File: N/A

Add an image that will appear next to this section

New File:

Financial

**Salary/
Guarantee**

**Guarantee
Duration**

(This may be length
of contract or other
financial duration)

**Relocation
Costs
Covered** Yes
 No

**CME
Allowance
Available** Yes
 No

**Loan
Repayment** N/A
 NHSC
 State
 IHS
 Employer Loan Repayment

**Paid
Vacation
Days**

Benefits

Financial Section Image

Current File: N/A

Add an image
that will
appear
next to this
section

New File:

Hospital

Name

Location

Beds

Hospital Services

Hospital Section Image

Current File: N/A

Add an image that will appear next to this section

New File:

Contact Information

Name

Address

City

State

Zip

Phone

Fax

Email

When entering multiple emails, put a comma between each email address. The first email will be displayed as the contact email and main recipient. Any remaining emails will be copied (cced) in the email.

In the section below, you can add links to your website, community, and other resources relative to your posting that you would like candidates to have. The text field allows you to name the link.

Resources

Site Link 1 Text:

URL:

Site Link 2 Text:

URL:

Site Link 3 Text:

URL:

Site Link 4 Text:

URL:

Special Notes

These are notes for the location Administrator and will not be published.

Preview Opportunity

7. You also have access to a link to update your profile which allows you to modify the contact information for your practice, and access to a helpful "Frequently Asked Questions" link, which appears each time you log back in. This offers helpful instructions, including how to post and modify an opportunity. When you are finished, be sure to log out before you leave the 3RNet Website.

If you have any questions, please contact us at ruralhealth@dhw.idaho.gov, or (208) 334-0669.