



# Suicide in Idaho: Fact Sheet

August 2017



- Idaho is consistently among the states with the highest suicide rates. In 2015, Idaho had the 5<sup>th</sup> highest suicide rate in the U.S. with a rate of 21.9, 57% higher than the national average.
- Suicide is the 2<sup>nd</sup> leading cause of death for Idahoans ages 15-34 and for males up to age 44.
- Between 2012-2016, 105 Idaho school children (ages 6-18 years old) died by suicide. 27 of those deaths were among children age 14 or younger.
- There are 836,000 emergency department visits for self-inflicted injury each year in the United States.
- In 2015, there were 44,193 deaths by suicide in the United States, an average of 1 person every 12 minutes.

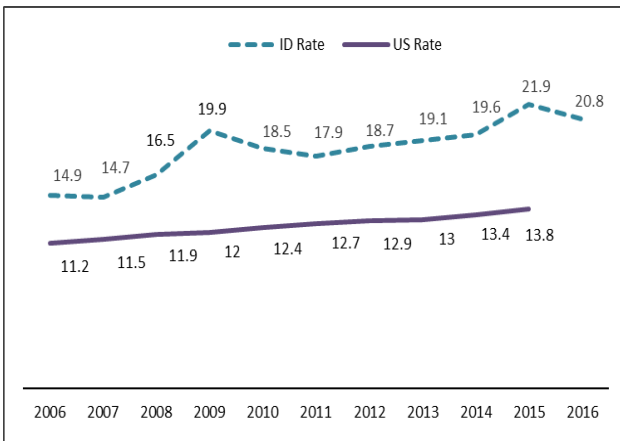
## Idaho Resident Suicides By Public Health District

\*Rate per 100,000 population

District	Anchor City	Suicides 2016	Rate (per 100,000)	Population	Suicides 2012-2016	5-Year Average Rate
1	Coeur D'Alene	37	16.1-	230,072	237	21.4
2	Lewiston	35	32.4*	108,071	134	25.0
3	Nampa	53	19.1-	277,369	240	17.9
4	Boise	114	23.4*	487,666	441	18.8
5	Twin Falls	36	18.6-	193,947	195	20.5
6	Pocatello	43	25.2-	170,314	203	24.0
7	Idaho Falls	32	14.8-	215,701	189	18.0

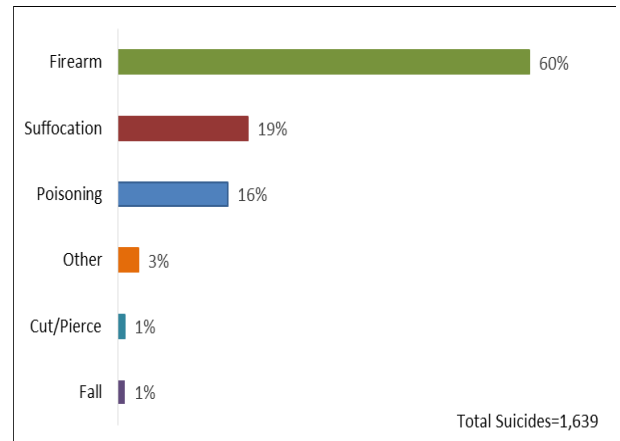
\* Increase from 2015, - Decrease from 2015

## Idaho & US Rates by Year: 2006-2016



\*Rate per 100,000 population

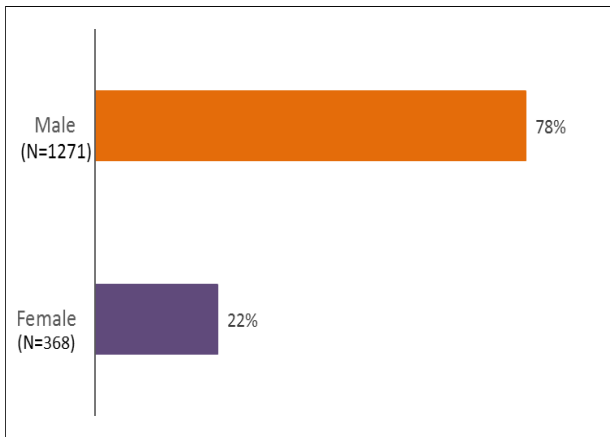
## Idaho Method: 2012-2016 (All Ages)



# Idaho Youth Risk Behavior Survey 2015 – Public and Charter High School Students

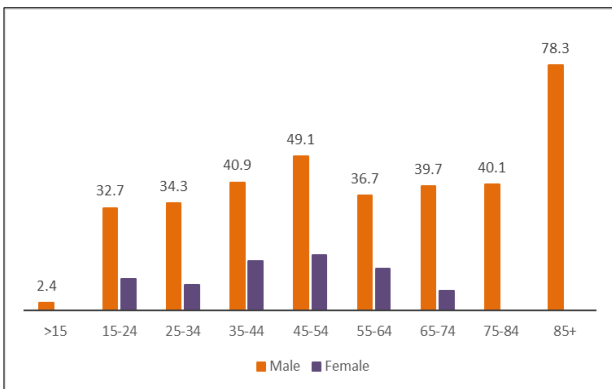
Grade	Sad or Hopeless (%)	Suicidal (%)	Plan (%)	Attempt (%)	Medical care for attempt (%)
9 <sup>th</sup>	29.7	19.3	16.4	10.8	5.0
10 <sup>th</sup>	29.7	17.9	15.1	10.1	2.2
11 <sup>th</sup>	35.3	23.6	21.4	10.3	3.2
12 <sup>th</sup>	32.3	18.6	14.8	7.6	1.7
Idaho Overall	31.6	19.8	17.0	9.8	1.9

## Idaho Suicide Deaths by Gender: 2012 - 2016



## Idaho Suicide Rates by Age and Gender: 2012-2016 Combined

(\*Rate per 100,000 population)

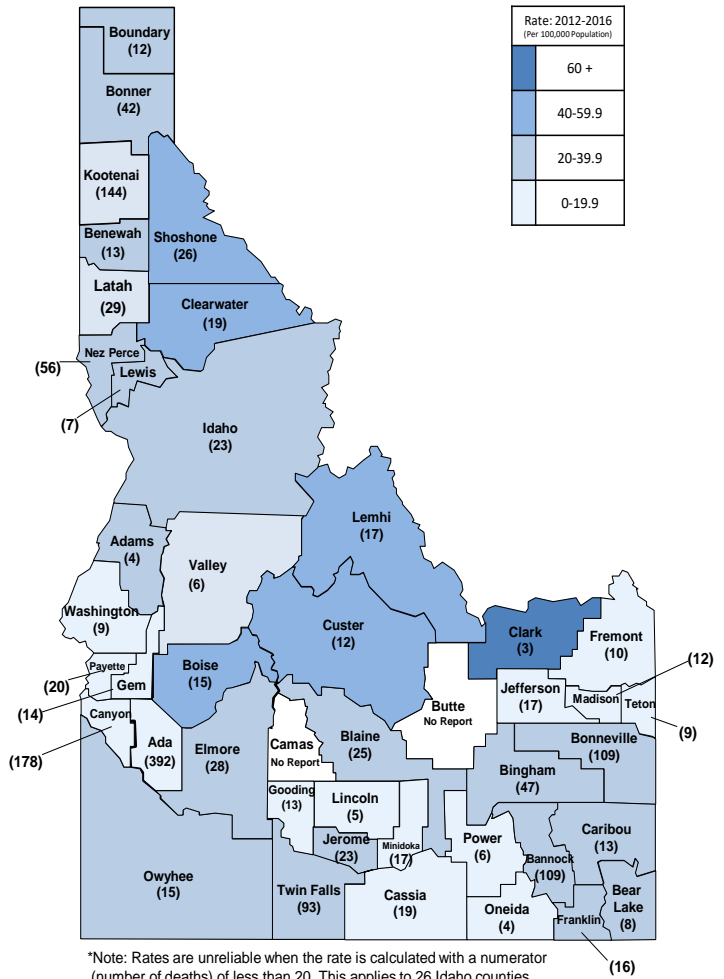


\*Note: Rates are unreliable when the rate is calculated with a numerator (number of deaths) of less than 20.

## Idaho Suicide Rates by County: 2012-2016

\*Rate per 100,000 population

\*\*Number of deaths is shown below county name.



\*Note: Rates are unreliable when the rate is calculated with a numerator (number of deaths) of less than 20. This applies to 26 Idaho counties.



Suicide Prevention Program  
 450 W. State Street, 4<sup>th</sup> Floor  
 PO Box 83720  
 Boise, Idaho 83720-0036  
 (208) 334-4953

