



# Health Assessment: Category P

1. Enter Participant number

Participant Or Family #  go

2. Click on Participant Summary link

F202580 / 2006355

Other Participants In This Family

- >> Participant Summary
- >> Nutrition Assessment
- >> Certification
- >> Assign Food Package
- >> Nutrition Education

## Anthropometrics

1. View of the Anthro page

**Health Assessment**

Anthropometrics | Blood Work | Pregnancy

Measurement Date: 6/19/2012

**Weight**

Decimal  Fraction  Metric

lbs

Inaccurate Reason

**Height / Stature**

Decimal  Fraction  Metric

Height  in

Inaccurate Reason...

**Pre-Pregnancy Weight:**

Decimal  Fraction  Metric  Estimated

0 lbs

Charts

**Most Recent Measurement:**

Weight: None  
Height: None  
Date: None

Pre-pregnancy BMI | 0

## 2. Participants Weight:

- The date will be pre filled with today's date, but a different date can be entered up to 60 days in the past
- Enter the participants weight for today

### Health Assessment

Anthropometrics
Blood Work
Pregnancy

**Measurement Date**

**Weight**

Decimal
  Fraction
  Metric

lbs

▼

## 3. Participants Weight (Inaccurate):

- If there is a problem weighing the participant select a reason from the Inaccurate Reason dropdown

**Weight**

Decimal
  Fraction
  Metric

lbs

Inaccurate Reason

Trouble Taking Measurement

Weighed with adult

Excess clothing

Refused

Disability

Physician Collected Weight

**4. Participants Height:**

- Enter participants Height/Stature

Height / Stature

Decimal  Fraction  Metric

in

▼

**5. Participants Height (Inaccurate):**

- If there is a problem measuring the participant select a reason from the Inaccurate Reason dropdown

Height / Stature

Decimal  Fraction  Metric  Recumbent

in

- Trouble Taking Measurement
- Disability
- Refused
- Physician Collected Height

**6. Pre-Pregnancy Weight**

- Enter the participants Pre-Pregnancy Weight

Pre-Pregnancy Weight:

Decimal  Fraction  Metric  Estimated

lbs


**7. Save/Cancel buttons:**


- Click on Save to save the entered information
- Click on Cancel to cancel the transaction



**8. Prenatal Weight Charts:**

- Click on Prenatal Weight Gain chart

Charts 

Prenatal Weight Gain - 10/31/2012 

**Anthro History**

**Most Recent Measurement:**

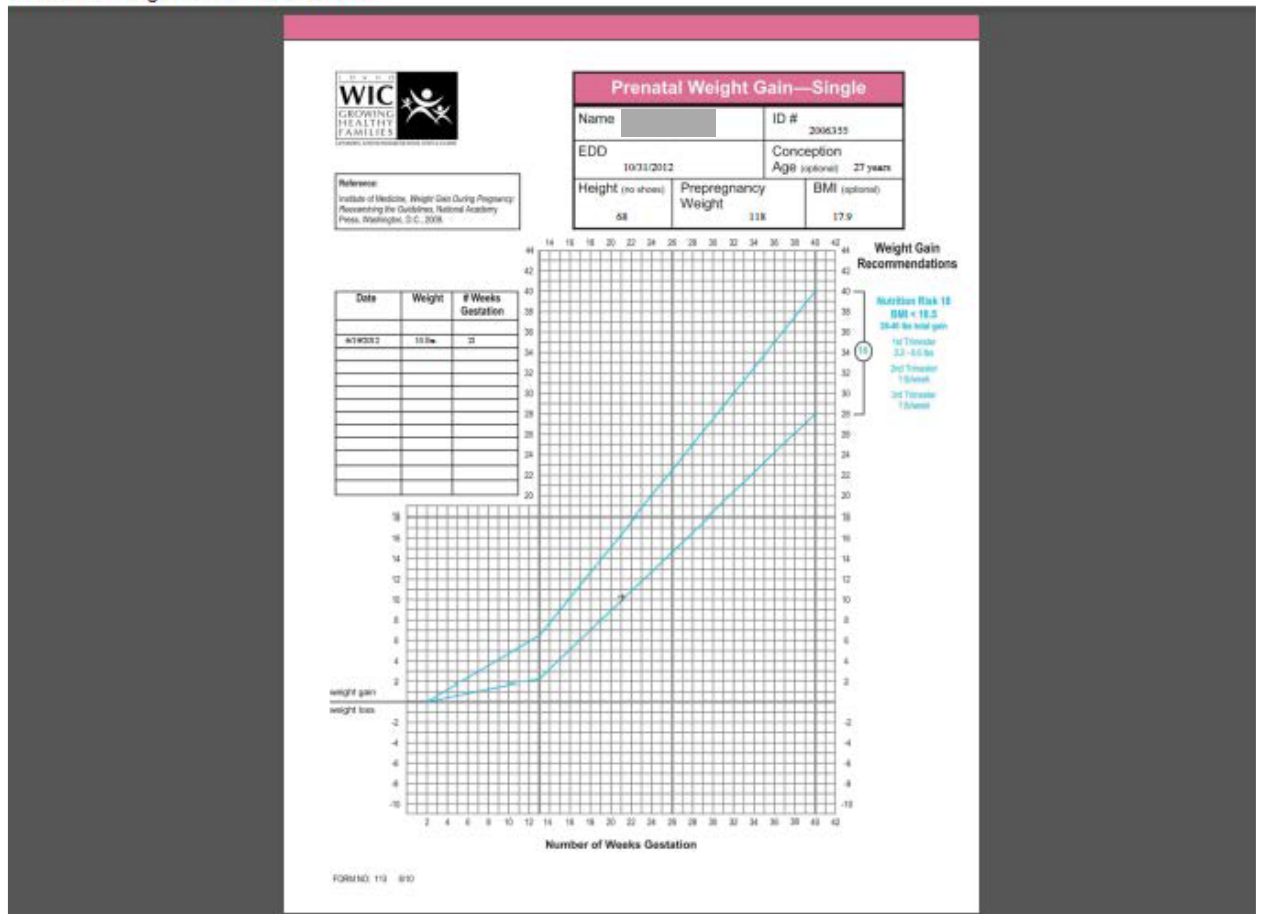
**Weight:** 128 lb (58.2 kg)  
**Height:** 68 in (173 cm)  
**Date:** 6/19/2012

**9. Prenatal Weight Gain: Chart View**

Pregnancy Charts

[+]Expand/Collapse

Prenatal Weight Gain - 10/31/2012



### 10. Measurement History:

- Click on line item record in Measurement History
- Able to Edit within 24 hours (most sections)

#### Measurement History

Date	Weight (lbs)	Weight Gain (lbs)	Weeks Gestation
6/19/2012	128 lbs (58.06 kg)	10.0000	21

### 11. Measurement History: View of Edit Pop up

Measurement Date:

6/19/2012

#### Weight

Decimal  Fraction  Metric

128 lbs

Inaccurate Reason ▼

#### Height / Stature

Decimal  Fraction  Metric

68.000 in

Inaccurate Reason... ▼

#### Pre-Pregnancy Weight:

Decimal  Fraction  Metric  Estimated

118 lbs

SAVE

CANCEL

#### Most Recent Measurement:

Weight: 128 lb (58.2 kg)

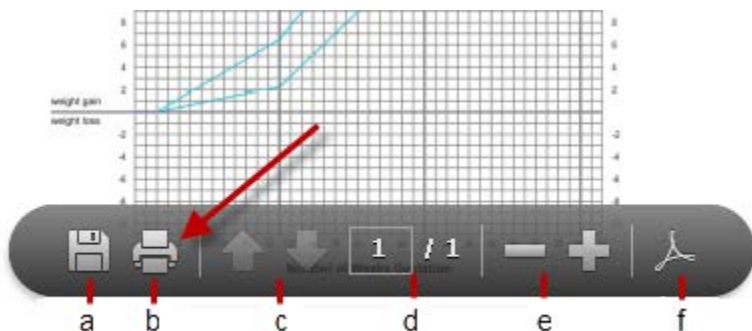
Height: 68 in (173 cm)

Date: 6/19/2012

Pre-pregnancy  
BMI

17.94

**NOTE:** To print Prenatal Weight charts: Hover cursor over chart when the menu bar displays across bottom of chart select the Printer Icon.



- Save
- Print
- Show previous or next page
- Go to a specific page
- Zoom in or out
- Show Adobe Reader toolbar

## 12. Anthro History button:

- Click on the Anthro History button



## 13. Anthro History Grid:

- Click on line item record to edit

Collected	Age	Weight	Inaccurate	Height
6/19/2012	27 y 11 m	128		68

### 14. Anthro History (pop up):

- Able to Edit within 24 hours (most sections)

Measurement Date:

6/19/2012

#### Weight

Decimal  Fraction  Metric

128 lbs

Inaccurate Reason ▼

#### Height / Stature

Decimal  Fraction  Metric

68.000 in

Inaccurate Reason... ▼

#### Pre-Pregnancy Weight:

Decimal  Fraction  Metric  Estimated

118 lbs

SAVE

CANCEL

#### Most Recent Measurement:

Weight: 128 lb (58.2 kg)

Height: 68 in (173 cm)

Date: 6/19/2012

Pre-pregnancy  
BMI

17.94



## Blood Work

1. Click Blood Work tab
2. Select/enter **one** of the following:
  - No measurement taken
  - Hemoglobin
  - Hematocrit

**Health Assessment**

Anthropometrics | **Blood Work** | Pregnancy

Measurement Date:  
7/2/2012

Recorded Date:  
7/2/2012  No measurement taken ←

Hemoglobin:  
 Minimum normal value: 10.5 ←

Hematocrit:  
 Minimum normal value: 32 ←

3. Select box if participant is currently smoking

Currently Smoking:  
 ←

Clinic Altitude:  
< 3000 Ft

Weeks Gestation:  
22

#### 4. Historical Blood Work Grid:

- Collected: Date blood work was taken
- Hemoglobin and Hematocrit: Blood work data is displayed
- Currently Smoking: Displays the answer from the Currently Smoking question

#### Historical Blood Work

Collected	Hemoglobin	Hematocrit	Currently_Smoking
3/6/2012	14.0	-	<input type="checkbox"/>
2/1/2012	13.3	-	<input type="checkbox"/>

1



## Pregnancy

1. Click Pregnancy tab
2. If Estimated Delivery Date is not populated, enter the date

### Health Assessment

Anthropometrics Blood Work **Pregnancy**

**Estimated Delivery Date:**

8/2/2015

Proof: Copy Of Ultrasound With EDD

3. Select if the participant is Pregnant and Breast feeding single or multiple infant(s) less than 12 months old

- Pregnant & Breastfeeding Infant < 12 months old
- Pregnant & Breastfeeding Multiples < 12 months old
- BF Infant DOB:

4. Select if the participant is carrying more than one child

**Multi-Fetal Gestation:**



5. If this is the participants first pregnancy select No Previous Pregnancy

**Previous Pregnancy End**


No Previous Pregnancy

6. If the participant has had a Previous Pregnancy enter the Actual Due Date of that child

**Previous Pregnancy End**

\*Please enter the Previous Pregnancy Information.

No Previous Pregnancy



7. Save/Reset buttons:
  - Click on Save to save the entered information